

C — Statistics concerning the judicial activity of the Civil Service Tribunal

General activity of the Civil Service Tribunal

1. New cases, completed cases, cases pending (2005–06)

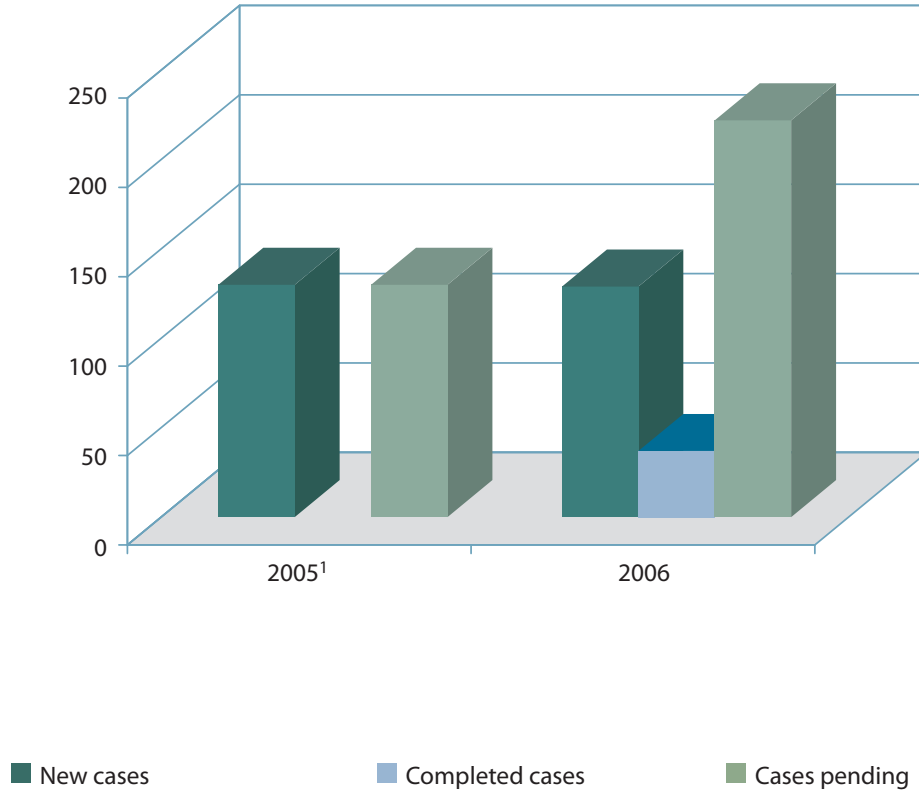
New cases

2. Percentage of the number of cases per principal defendant institution
3. Language of the case
4. Number of applicants (2005–06)

Completed cases

5. Outcome
6. Judgments and orders — Bench hearing action

1. General activity of the Civil Service Tribunal — New cases, completed cases, cases pending (2005–06)



	2005 ¹	2006
New cases	130	148
Completed cases	0	53
Cases pending	130	225

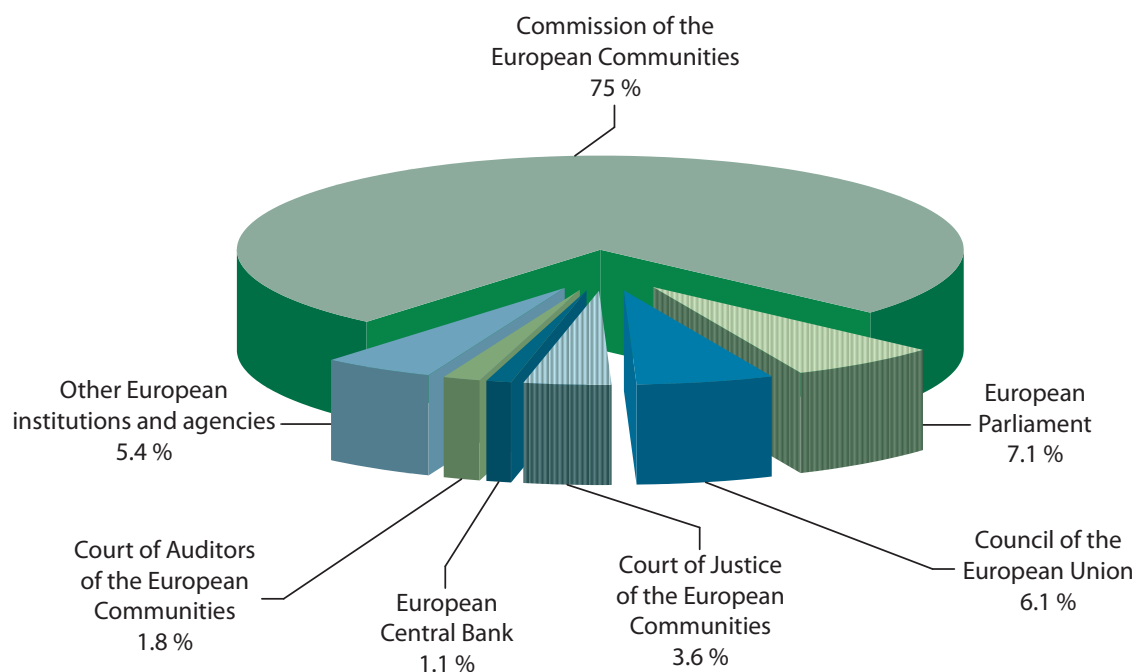
¹ The Tribunal was created by Council Decision 2004/752/EC, Euratom of 2 November 2004 establishing the European Union Civil Service Tribunal (OJ L 333, 9.11.2004, p. 7).

Its judicial activity properly speaking began on 12 December 2005, the date of publication in the *Official Journal of the European Union* of the decision of the President of the Court of Justice recording that the European Union Civil Service Tribunal had been constituted in accordance with law (OJ L 325, 12.12.2005, p. 1).

At the end of 2005, 117 cases were transferred from the Court of First Instance to the Civil Service Tribunal and 13 cases were brought directly before the Tribunal.

2. *New cases* — Percentage of the number of cases per principal defendant institution

Percentage of number of new cases

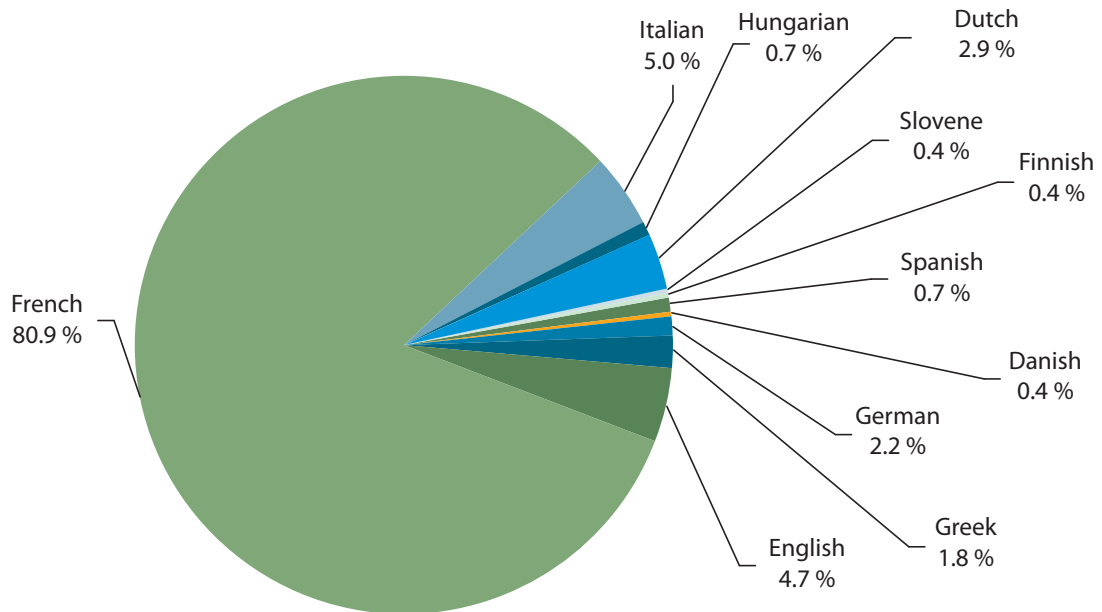


	Percentage of number of new cases	Percentage of total staff per institution ¹
Commission of the European Communities	75 % ²	62.9 %
European Parliament	7.1 %	15.0 %
Council of the European Union	6.1 %	8.9 %
Court of Justice of the European Communities	3.6 %	4.5 %
European Central Bank	1.1 %	3.5 %
Court of Auditors of the European Communities	1.8 %	2.0 %
Other European institutions and agencies	5.4 %	3.1 %
Total	100.0 %	100.0 %

¹ Source of information: http://eur-lex.europa.eu/budget/data/D2006_VOL1/EN/nmc-grseqAP2000182/index.html.

² This percentage also includes cases brought against EPSO (European Personnel Selection Office), attached at organisational level to the Commission, that is to say, cases brought by candidates challenging selection procedures. Those persons are therefore not (yet) members of the institutions' staff.

3. New cases — Language of the case



Language of the case	Number of cases
Spanish	2
Danish	1
German	6
Greek	5
English	13
French	225
Italian	14
Hungarian	2
Dutch	8
Slovene	1
Finnish	1
Total	278

The language of the case corresponds to the language in which the proceedings were brought and not to the applicant's mother tongue or nationality.

4. *New cases — Number of applicants — 2005–06*

New cases with the greatest number of applicants in a single case

Number of applicants per case¹	Fields²
484	Staff Regulations — Pension — Transfer of pension rights acquired in Belgium
483	Staff Regulations — Pension — Transfer of pension rights acquired in Belgium
309	Staff Regulations — Pension — Application of the correction coefficient calculated on the basis of the average cost of living in the country of residence
164	Staff Regulations — Pension — Transfer of pension rights acquired in Belgium
164	Staff Regulations — Pension — Transfer of pension rights acquired in Belgium
143	Staff Regulations — Appointments — Candidates placed on a reserve list before the new Staff Regulations entered into force
59	Staff Regulations — Promotion — Promotion year 2005 — Additional grades provided for by the new Staff Regulations
36	Staff Regulations — Promotion — Promotion year 2005 — Additional grades provided for by the new Staff Regulations
29	Staff Regulations — Appointments — Candidates placed on a reserve list before the new Staff Regulations entered into force
21	Staff Regulations — Contract staff — Review of classification and remuneration

Total number of applicants for all new cases

Total applicants	Total new cases
2 403	278

¹ Those applicants who have brought more than one action have been counted in respect of each action brought.

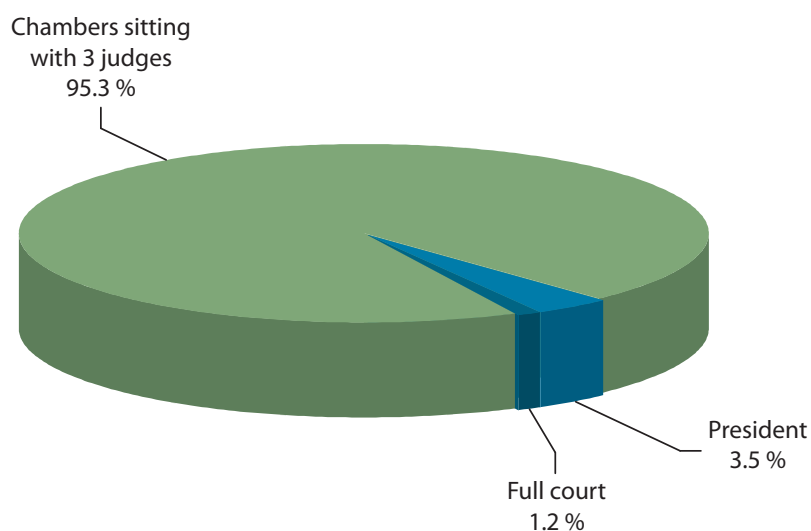
² The term 'Staff Regulations' below means the Staff Regulations of Officials of the European Communities and the Conditions of Employment of other servants of the European Communities.

5. Completed cases — Outcome¹

	Judgments Outcome		Orders (actions inadmissible or manifestly inadmissible or unfounded)	Amicable settlements as a result of action taken by the Civil Service Tribunal	Removals from the register on other grounds	Referrals to the CFI	Total
	Annulment of the decision or judgment against the defendant	Dismissal of the action					
Assignment/Reassignment to a post		1					1
Remuneration and allowances	1	2	1	4	3		11
Assessment/Promotion	2	1	4		2		9
Competitions	1	2					3
Pensions and invalidity allowances	2	1	2		1		6
Social security/Occupational disease/Accidents	1	1	2			1	5
Termination of an agent's contract	1						1
Working conditions			1				1
Disciplinary proceedings			1				1
Recruitment/Appointment/Classification in grade	2	2	2		2		8
Working conditions/Leave	1						1
Fields other than staff cases						1	1
Total	11	10	13	4	8	2	48¹

¹ To this figure must be added three cases completed in the field of legal aid and two orders in proceedings for interim measures.

6. Completed cases — Judgments and orders — Bench hearing action



	Judgments	Orders terminating proceedings ¹	Other orders	Total
Full court	2	0	0	2
Chambers sitting with 3 judges	19	26	118	163
President	0	6	0	6
Total	21	32	118	171

¹ Orders terminating proceedings by judicial determination, including those removing a case from the register following an amicable settlement reached between the parties as a result of action by the Civil Service Tribunal (other than orders terminating proceedings by removal from the register for other reasons).